

EVAAS

Education Value-Added Assessment System



**THE
POWER
TO KNOW[®]**

SAS EVAAS for K-12

Reliably measures student growth and progress to:

1. Leverage effective teaching
2. Help educators accelerate student learning
3. Maximize life opportunities for students

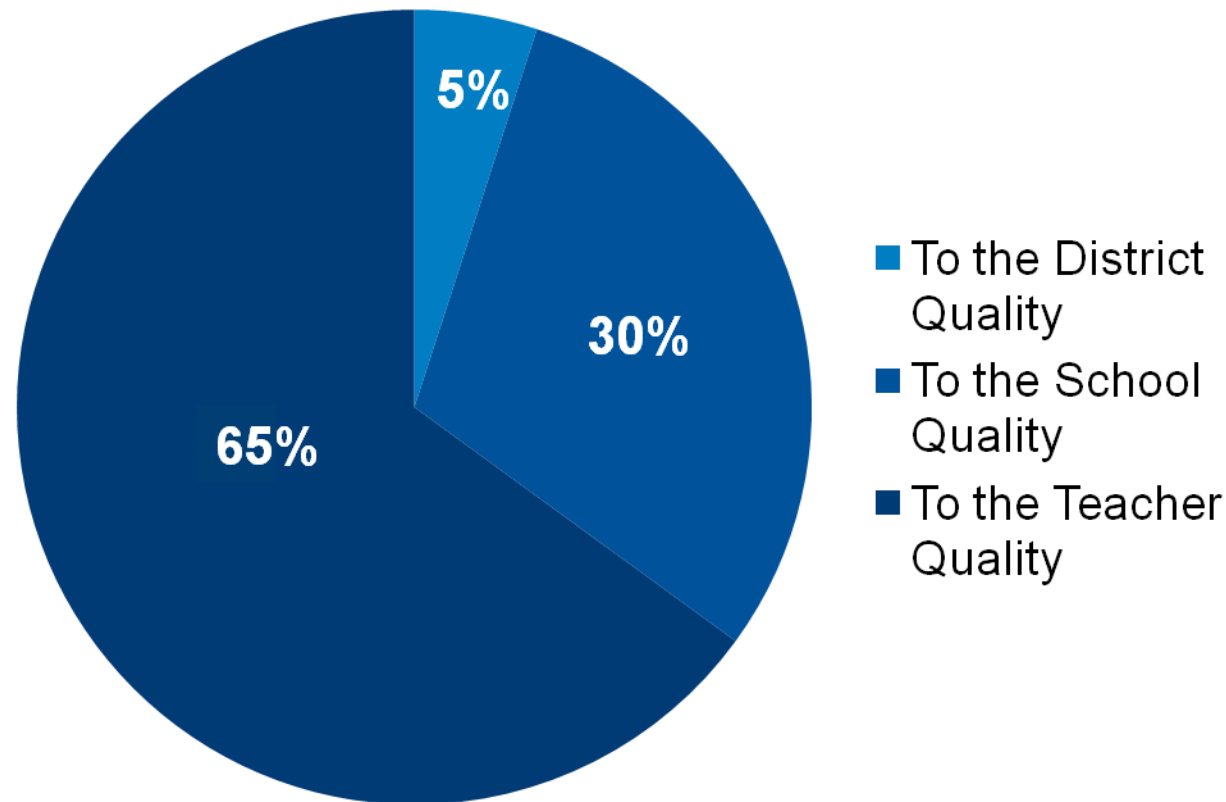


Areas EVAAS can help address in California

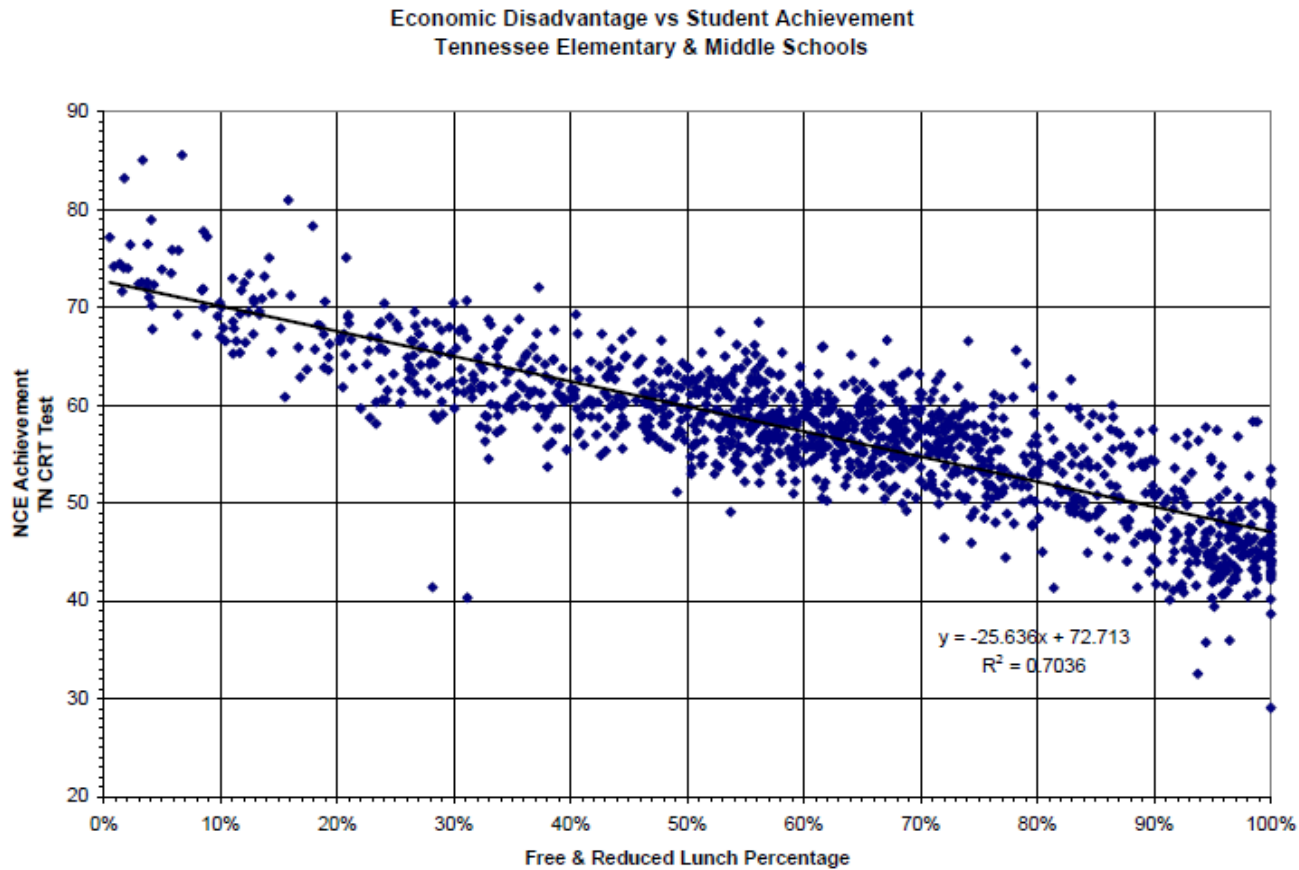
- Prevent dropouts
- Keep students on track to graduate
- True college and career readiness
- Provide data-rich information to better target resources, assistance and interventions
- Increase accountability

The Influence of the District, School, and Teacher on Student Progress

- Based on 22 years of value-added study, Dr. William Sanders concludes that variation in student academic progress can be estimated as:

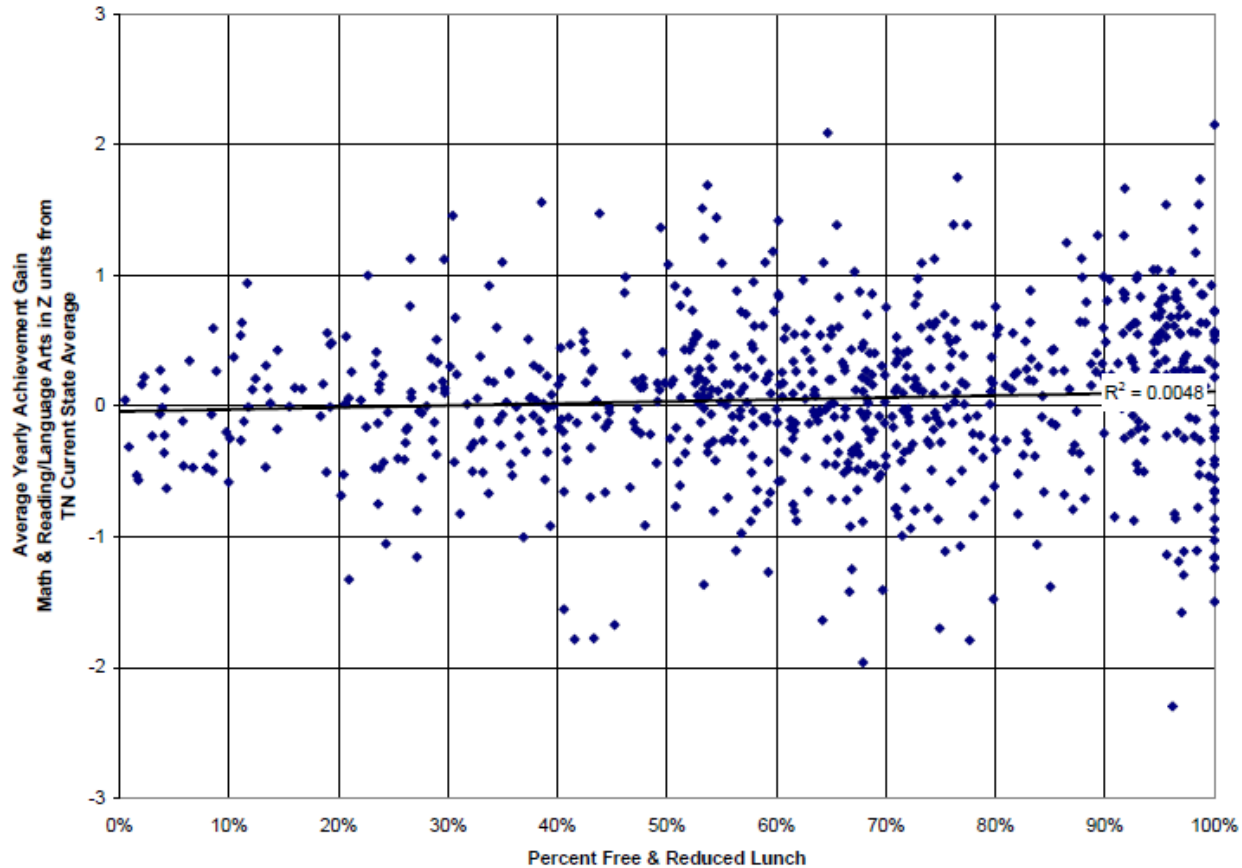


Student Achievement Related to Socioeconomic Status



Student Progress Related to Socioeconomic Status

Economic Disadvantage vs School Effectiveness
TN Elementary Schools 2008



Test Scores vs. Progress Metrics

Achievement

Measures student performance at a single point in time

Most closely related family and economic background

Compares student performance to an external standard

Critical to a student's postsecondary opportunities

Progress

Measures student progress between all tested grades and subjects


More closely related to teaching and schooling effectiveness

Compares student performance to their own prior performance

Critical to ensuring a student's future academic success

A more complete picture of student learning

Effective Academic Improvement Solutions Require 2 Key Metric Types



The intent is to answer two key questions:

- 1) How much have educational entities influenced student progress in the ***past?***
- 2) How *likely* are students to be successful in the ***future?***

Progress Metrics and Student Projections

Both types of reports use the same underlying data and share a common philosophy:

- Follow individual student test records over time
- Utilize all testing data available from all grades and subjects
- Match performance from differently-scaled assessments
- Accommodate student/teacher mobility and shared instructional practices
- Inherently account for student characteristics
- Can include more than just test data: attendance, disciplinary, SES, and additional local metrics.

SAS Advantages for Education

- *20 years of experience* delivering rigorous value-added analyses of student achievement data in a production environment.
- *EVAAS in California:* Vista, Lucia Mar, San Gabriel
- *20 states* have used EVAAS reporting
- *Four statewide implementations* in OH, NC, PA, TN
- Timely Implementation- within *four to six weeks* of receiving clean usable data.
- Ease of Implementation- Hosted reports are delivered via a *secure, easy to understand website.*

Demo

SAS® EVAAS®

www.sas.com



THE
POWER
TO KNOW®